

REBUILDING THE SEAL BARS

Step 1 removes the Teflon coating.




Step 2 removes the retaining screw and the wires. Leave the metal strips attached at both ends.




Step 3 cut the seal and cutting wire length leave 4 inches over lap at both ends.




Step 4 pull the new seal and cutting wire under the square anchoring plate while bending the wires upward.




Step 5 Tighten the retaining screw.





Step 6 repeat steps 4 and 5 at the other end pulling the wire tightly to remove any slack.



Step 7 cut the Teflon to length Leaving 4 inches extra at both ends.



Step 8 peels the Teflon tape and adhere it to the bar.



Step 9 Cut the ends of the tape.



Step 10 fold over the excess.

